

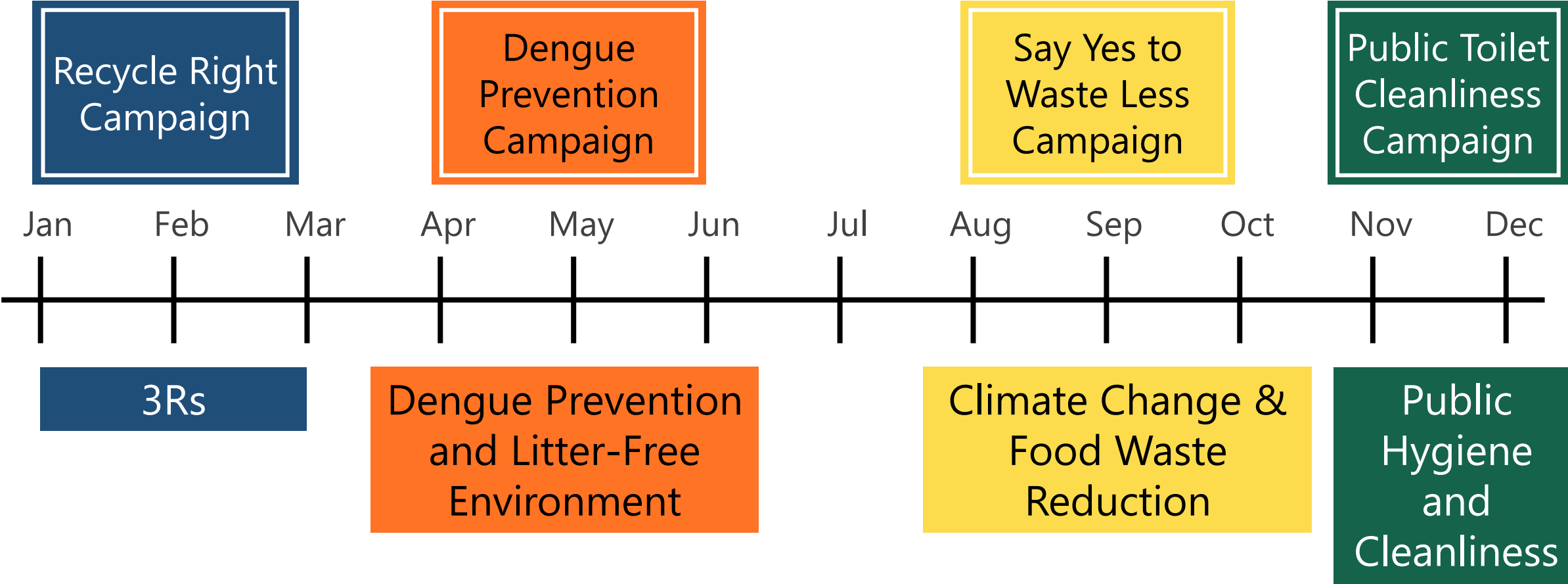
# **RESOURCES FOR PRESCHOOLS 2022**





This resource deck has been specially compiled for preschool teachers to use as a guide. It includes information on NEA campaigns throughout the year, a suggested flow of curriculum topics, lists of hands-on activities, and other useful links to resources. We hope it becomes an invaluable addition to your teaching.

# Campaign Calendar



## Suggested Flow of Topics

# JANUARY TO MARCH – RECYCLE RIGHT (1)

## Key Campaign Messages:

1. Around 40% of content in the blue recycling bin cannot be recycled because of contamination.
2. Everyone has a part to play to recycle right and recycle more.
3. To work towards our vision of a Zero Waste Nation, our strategies include reducing and recycling resources, as well as producing and consuming sustainably.

Suggested topic to focus on for this period: Reduce, Reuse and Recycle (3Rs)


## Teaching Objectives:

1. To learn what can be recycled.
2. To understand the recycling process.
3. To learn how to repurpose unwanted materials into useful household items.

## Presentation Deck:

Download files **3\_3Rs** and **3\_Guide for 3Rs Pack**

<https://go.gov.sg/neaschoolsresources>



# JANUARY TO MARCH – RECYCLE RIGHT (2)

## Resources:

1. What can be Recycled: <https://www.nea.gov.sg/our-services/waste-management/3r-programmes-and-resources/waste-minimisation-and-recycling>
2. Learn about the Recycling Process: <https://youtu.be/gBJo6VyN0R8>
3. Tetra Pak's Little Green Dots: <https://www.tetrapak.com/en-sg/sustainability/planet/school-recycling>
4. Folding Paper Boxes: <https://youtu.be/MHJutbW-CXw>

## Suggested Hands-On Activities:

1. Making musical shakers using Yakult/Vitagen bottles
2. Making gardening pots from milk cartons and ice cream containers
3. Making watering cans from plastic milk cartons
4. Create your own robot using cereal boxes and toilet rolls
5. Folding paper boxes from scrap paper to hold food scraps
6. Design posters/stickers/songs/dances on recycling



# APRIL TO JUNE– DENGUE PREVENTION (1)

## Key Campaign Messages:

1. Stagnant water the size of a 20 cent coin is sufficient for mosquitoes to breed.
2. Do the B-L-O-C-K steps regularly to protect your home from dengue.
3. Litter can collect stagnant water and become a breeding ground for mosquitoes.

Suggested topic to focus on for this period: Dengue Prevention and Litter-Free Environment


## Teaching Objectives:

1. To understand how dengue is transmitted.
2. To learn about the characteristics of the Aedes mosquito.
3. To learn about common breeding habitats.
4. To learn that littering may cause mosquitoes to breed.

## Presentation Deck:

Download files **1\_Dengue Prevention** and **1\_Guide for Dengue Prevention Pack**

<https://go.gov.sg/neaschoolsresources>



# APRIL TO JUNE– DENGUE PREVENTION (2)


## Resources for Dengue Prevention:

Refer to Presentation Deck File in previous slide.

## Resources for Litter-Free/Clean Environment:

1. Where does our trash go?: <https://youtu.be/gwY0jNK2gyM>
2. Practise Good Hygiene Habits: <https://www.sgclean.gov.sg/join/for-individuals/>
3. 8 Steps of Handwashing: <https://www.sgclean.gov.sg/files/8steps.pdf>
4. Public Hygiene Council Litter Picking: <https://www.publichygienecouncil.sg/beachcleanup>

## Suggested Hands-On Activities- for Litter- Free/Clean Environment:

1. Design posters/stickers/songs/dances on personal hygiene/anti-littering/toilet etiquette/clearing trays and crockery after meals
  2. Place nudges/reminders around school/home, especially near toilets
  3. Take part in litter picking activities in school/outside school or with other organisations like Public Hygiene Council
  4. Design colouring sheets depicting a clean environment/toilet/hawker centre/beach/park
  5. Appreciate and recognise hard work of cleaners (eg tokens of appreciation)
- 

# AUGUST TO OCTOBER– SYTWL (1) Say Yes to Waste Less

## Key Campaign Messages:

1. Say Yes to Waste Less.
2. Bring your own reusable bag, bottle and container.
3. Buy and only order what you can finish.

Suggested topic to focus on for this period: Resource Conservation and Sustainability

## Teaching Objectives:

1. To learn how to lead a sustainable lifestyle.
2. To learn about climate change and its consequences.
3. To learn how to conserve natural resources.
4. To develop good habits of using only what we need.
5. To learn simple tips and steps to reduce food wastage at home.

## Presentation Deck:

Download files [4\\_Food Waste Reduction, 4\\_Guide for Food Waste Reduction Pack](#), [5\\_Climate Change and Energy Efficiency](#) and [5\\_Guide for Climate Change and Energy Efficiency Pack](#)

<https://go.gov.sg/neaschoolsresources>






# AUGUST TO OCTOBER – SYTWL (2) Say Yes to Waste Less

## Resources for Climate Change and Energy Efficiency:

1. Sustainable Singapore Gallery:: <https://www.pub.gov.sg/marinabarrage/ssg>
2. Climate Change and Consequences:<https://www.nccs.gov.sg/singapores-climate-action/impact-of-climate-change-in-singapore/>
3. Waste Minimisation (Teacher): <https://www.towardszerowaste.gov.sg/users/teacher/>
4. Waste Minimisation (Individual): <https://www.towardszerowaste.gov.sg/users/individual/>
5. Zero Waste SG (Talks or Workshops): <http://www.zerowastesg.com/services-2/>
6. Energy Saving Tips: <https://www.e2singapore.gov.sg/overview/households/saving-energy-at-home/energy-saving-tips>

## Suggested Hands-On Activities:

1. Design posters/stickers/songs/dances on energy saving and encouraging usage of reusables (eg grocery bags, water bottles, takeaway containers)
  2. Place nudges/reminders around school/home, especially near power switches and other energy consuming appliances
  3. Inspect the school and check for areas where energy can be conserved
- 

# AUGUST TO OCTOBER – SYTWL (3) Say Yes to Waste Less

## Resources for Food Waste Reduction:

1. Food Waste Strategies: <https://www.nea.gov.sg/our-services/waste-management/3r-programmes-and-resources/food-waste-management/food-waste-management-strategies>
2. Handy Guide to Reducing Food Wastage and Saving Money: <https://www.nea.gov.sg/docs/default-source/envision/food-waste/love-your-food-handy-guide.pdf>
3. DIY Composting at Home: <https://www.nparks.gov.sg/gardening/gardening-resources/caring-for-plants/composting>

## Suggested Hands-On Activities:

- a. Design posters/stickers/songs/dances on reducing food wastage
- b. Place nudges/reminders around school/home, especially near fridges/dining tables
- c. Come up with innovative recipes making use of common foods
- d. Consolidate excess food and donate them to food distribution organisations



# NOV TO DEC – PUBLIC TOILET CLEANLINESS (1)

## Key Campaign Messages:

1. Let's do our part to practice good toilet hygiene and be considerate to the next user.
2. The 4 key clean toilet behaviours are: flush after use, keep toilet seats clean, keep the floor dry and bin litter into litter bins.

Suggested topic to focus on for this period: Public Hygiene and Cleanliness

## Teaching Objectives:

1. To learn that keeping public places clean helps to prevent spread of illness and diseases.
2. To develop good toilet hygiene habits and to keep oneself healthy.
3. To learn about the importance of practicing personal hygiene.

## Presentation Deck:

Download files **2\_Public Hygiene and Cleanliness** and **4\_Guide for Public Hygiene and Cleanliness Pack**

<https://go.gov.sg/neaschoolsresources>



# NOV TO DEC – PUBLIC TOILET CLEANLINESS (2)


## Resources:

1. Where does our trash go?: <https://youtu.be/gwY0jNK2gyM>
2. Practise Good Hygiene Habits: <https://www.sgclean.gov.sg/join/for-individuals/>
3. 8 Steps of Handwashing: <https://www.sgclean.gov.sg/files/8steps.pdf>
4. Public Hygiene Council Litter Picking: <https://www.publichygienecouncil.sg/beachcleanup>

## Suggested Hands-On Activities:

1. Design posters/stickers/songs/dances on personal hygiene/anti-littering/toilet etiquette/clearing trays and crockery after meals
2. Place nudges/reminders around school/home, especially near toilets
3. Take part in litter picking activities in school/outside school or with other organisations like Public Hygiene Council
4. Design colouring sheets depicting a clean environment/toilet/hawker centre/beach/park
5. Appreciate and recognise hard work of cleaners (eg tokens of appreciation)

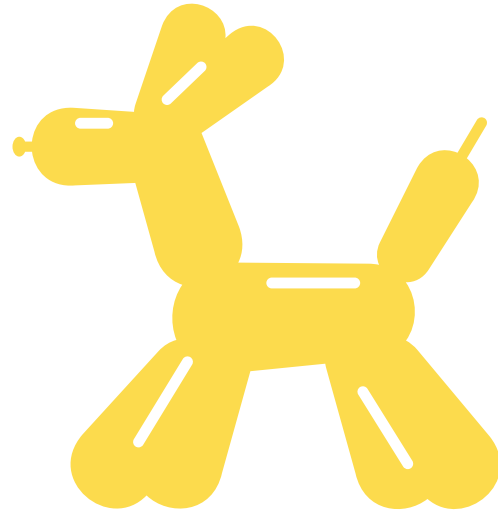




We'd like to encourage each school to participate in at least 1 NEA campaign by carrying out activities in support of the campaign

**OR**

work on an environmental project of your choice with a target on solving an environmental problem.



**WE WOULD LOVE TO SEE WHAT ACTIVITIES AND  
PROJECTS YOUR STUDENTS HAVE DONE!**

Fill up the attached form and send it back to us. Don't forget to include photos!



Environmental  
Activities in 2022

# THANK YOU!

Should you have any further enquiries on this deck or would like other information, please do not hesitate to reach out to the following officers:

Mr Chay Yu Wei at [chay\\_yu\\_wei@nea.gov.sg](mailto:chay_yu_wei@nea.gov.sg)

Ms Kwok Xiao Wei at [kwok\\_xiao\\_wei@nea.gov.sg](mailto:kwok_xiao_wei@nea.gov.sg)