


# Golden Pomfret



**STEP 1** Tear off the different parts of the fish craft template along the dotted lines.

**STEP 2** Use double-sided sticky tape to attach the fins and eye to the fish body. (Refer to the photo on the top left hand corner).

**STEP 3** Tear off the red SG Fresh Produce (SGFP) logo tag and hook it to your Golden Pomfret.



Singapore produces about 8%\* of the fishes we consume.

By choosing to buy locally farmed fishes, you are supporting local farmers & helping to ensure a continuous supply of fresh food for Singapore.

**DID YOU KNOW?**



\* Source: SFA Annual Report 2021/2022

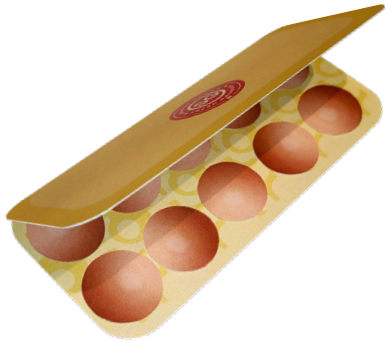


Scan to know more about SG Fresh Produce (SGFP)

[www.sfa.gov.sg/fromSGtoSG](http://www.sfa.gov.sg/fromSGtoSG)



# Egg



STEP

1

Tear off the different pieces of the egg craft template along the dotted lines.

STEP

2


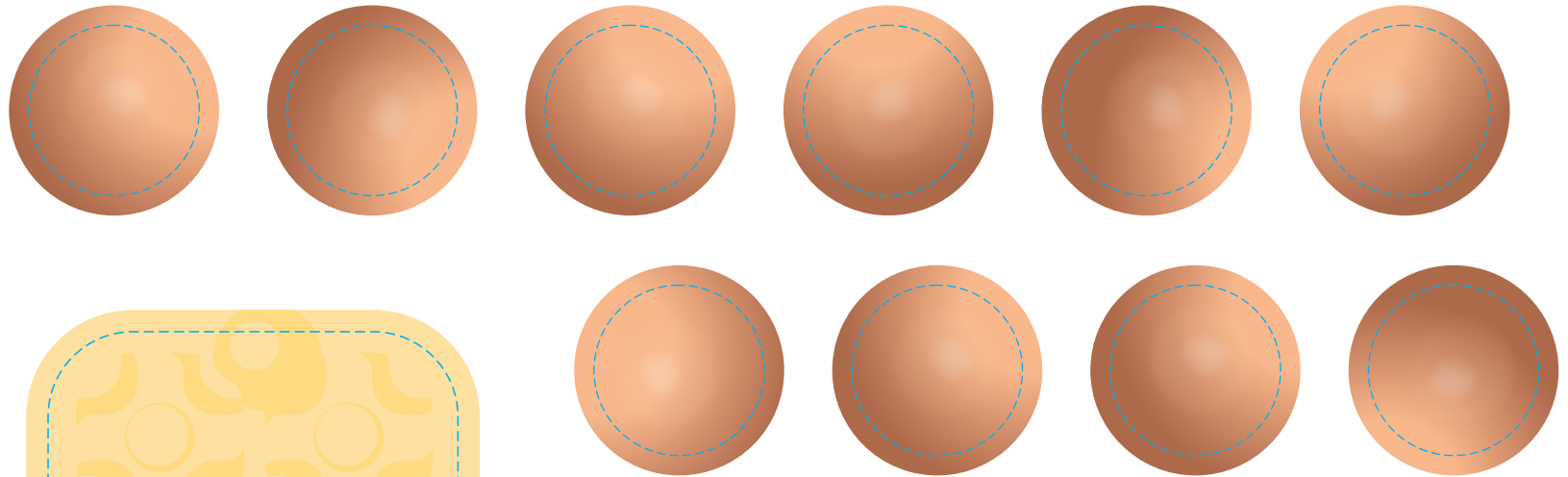

Glue or stick the 10 eggs with double-sided tape onto the Bottom Tray.

STEP

3

Glue or stick the flap of the Top Tray to the Bottom Tray (Refer to photo on the top left corner).

Our local egg farms are required to have good farm management practices to prevent the risk of *Salmonella* (bacteria) contamination that makes us sick.



Bottom Tray



Top Tray

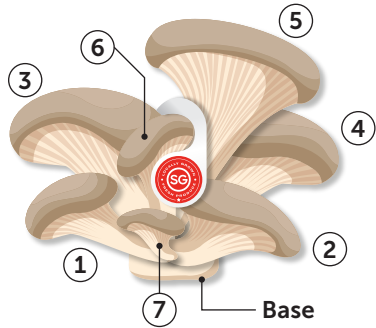


Scan to know more about SG Fresh Produce (SGFP)

[www.sfa.gov.sg/fromSGtoSG](http://www.sfa.gov.sg/fromSGtoSG)



# Oyster Mushroom



STEP

1

Tear off the different parts of the mushroom craft template along the dotted lines.

STEP

2

Glue or use double-sided sticky tape to attach the different parts to the base.

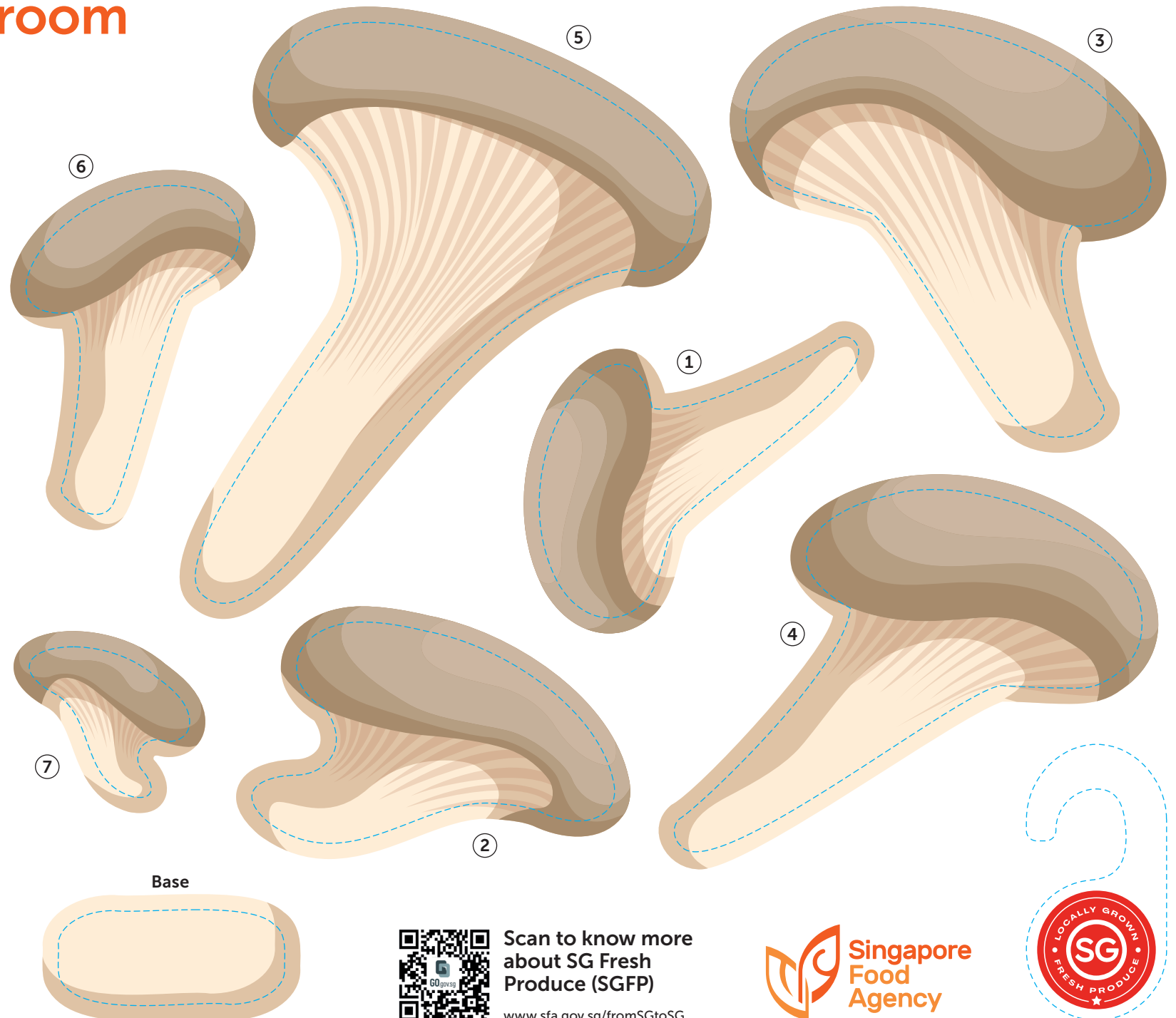

STEP

3

Tear off the red SG Fresh Produce (SGFP) logo tag and hook it to your oyster mushroom.

Mushrooms are natural flavour-enhancers!

Choose locally farmed mushrooms for easy traceability to farm source.

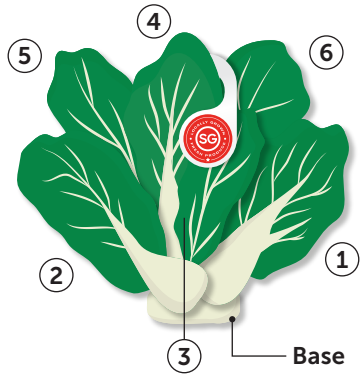


Scan to know more about SG Fresh Produce (SGFP)

[www.sfa.gov.sg/fromSGtoSG](http://www.sfa.gov.sg/fromSGtoSG)



# Nai Bai



STEP

1

Tear off the different parts of the vegetable craft template along the dotted lines.

STEP

2

Glue or use double-sided sticky tape to attach the leaves to the base.

STEP


3

Tear off the red SG Fresh Produce (SGFP) logo tag and hook it to your nai bai.



Vegetables are a great source of nutrients for our daily diet.

Locally farmed vegetables take a shorter time and distance to get to consumers. This means they arrive fresher and retain more nutrients.



Scan to know more about SG Fresh Produce (SGFP)

[www.sfa.gov.sg/fromSGtoSG](http://www.sfa.gov.sg/fromSGtoSG)

