


Oscar Visits The Kitchen

Help Oscar, the food safety otter, take some pictures as he cooks up a storm in the kitchen and shares with us some food safety tips!

Instructions:

- 1 Colour and tear out the camera in the CAMERA TEMPLATE.
- 2 Make 2 slits on the camera by tearing along the dotted lines.
- 3 Colour and tear out the 2 film rolls in the film roll templates (1/2) and (2/2) and paste them together.
- 4 Insert the filmroll through the slits.

FILMROLL TEMPLATE (1/2)




Scan to know more about
good food safety practices
go.gov.sg/FoodSafetyTips



Attach the back of this
filmroll to "Paste here"

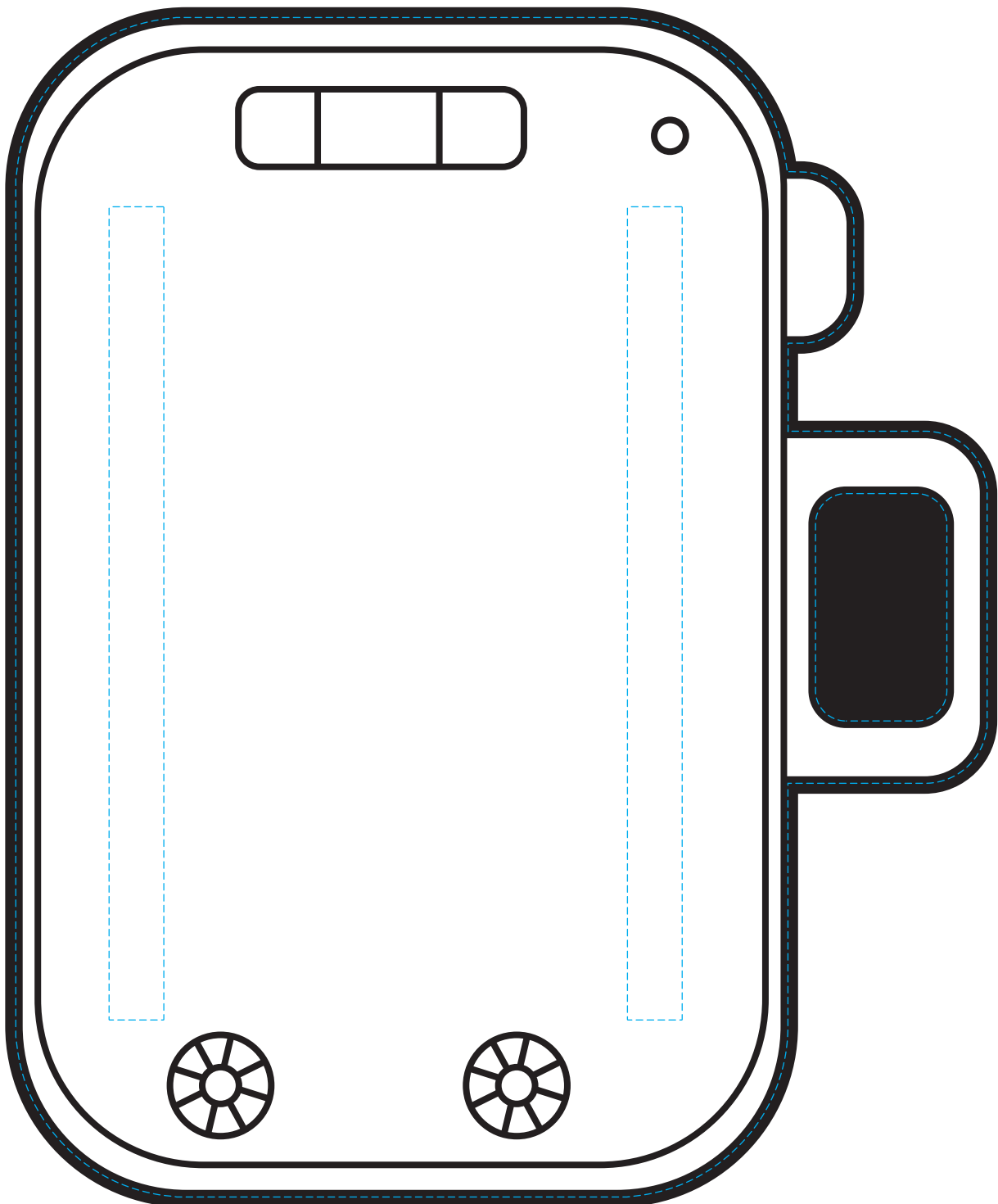
FILMROLL TEMPLATE (2/2)



Scan to know more about
good food safety practices
go.gov.sg/FoodSafetyTips



CAMERA TEMPLATE



Scan to know more about
good food safety practices
go.gov.sg/FoodSafetyTips

