

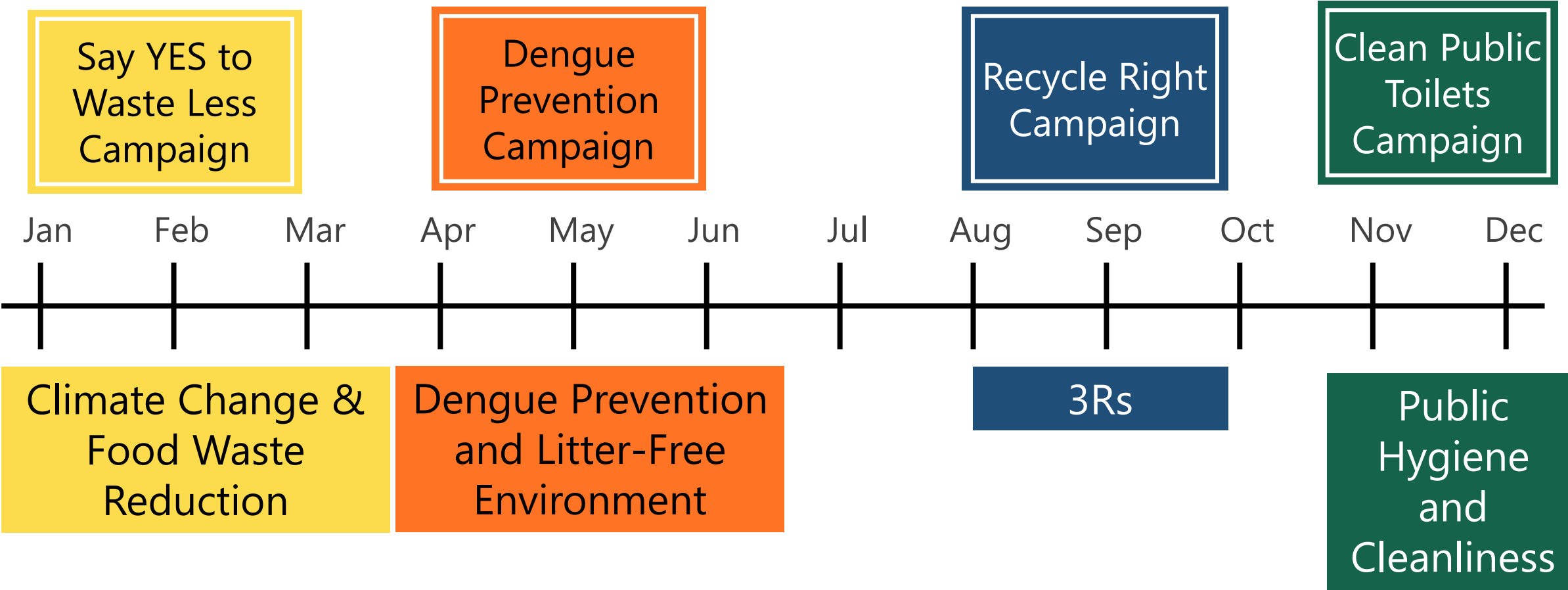
RESOURCES FOR PRESCHOOLS





This resource deck has been specially compiled for preschool teachers to use as a guide. It includes information on NEA campaigns throughout the year, a suggested flow of curriculum topics, lists of hands-on activities, and other useful links to resources. We hope it becomes an invaluable addition to your teaching.

Campaign Calendar



Suggested Flow of Topics

JANUARY TO MARCH– SYTWL (1) Say Yes to Waste Less

Key Campaign Messages:

1. Say Yes to Waste Less.
2. Bring your own reusable bag, bottle and container.
3. Buy and only order what you can finish.

Suggested topic to focus on for this period: Resource Conservation and Sustainability

Teaching Objectives:

1. To learn how to lead a sustainable lifestyle.
2. To learn about climate change and its consequences.
3. To learn how to conserve natural resources.
4. To develop good habits of using only what we need.
5. To learn simple tips and steps to reduce food wastage at home.

Presentation Deck:

Download files **Food Waste Reduction, Guide for Food Waste Reduction Pack, Climate Change and Energy Efficiency and Guide for Climate Change and Energy Efficiency Pack**

[Resources | Clean & Green Singapore \(cgs.gov.sg\)](https://cgs.gov.sg)




JANUARY TO MARCH- SYTWL (2) Say Yes to Waste Less

Resources for Climate Change and Energy Efficiency:

1. Sustainable Singapore Gallery: <https://www.pub.gov.sg/marinabarrage/ssg>
2. Climate Change and Consequences: <https://www.nccs.gov.sg/singapores-climate-action/impact-of-climate-change-in-singapore/>
3. Waste Minimisation (Teacher): <https://www.towardszerowaste.gov.sg/users/teacher/>
4. Waste Minimisation (Individual): <https://www.towardszerowaste.gov.sg/users/individual/>
5. Zero Waste SG (Talks or Workshops): <http://www.zerowastesg.com/services-2/>
6. Energy Saving Tips: <https://www.nea.gov.sg/our-services/climate-change-energy-efficiency/energy-efficiency/household-sector>

Suggested Hands-On Activities:

1. Design posters/stickers/songs/dances on energy saving and encouraging usage of reusables (eg grocery bags, water bottles, takeaway containers)
 2. Place nudges/reminders around school/home, especially near power switches and other energy consuming appliances
 3. Inspect the school and check for areas where energy can be conserved
- 

JANUARY TO MARCH – SYTWL (3) Say Yes to Waste Less

Resources for Food Waste Reduction:

1. Food Waste Strategies: [NEA | Food Waste Management Strategies](#)
2. Handy Guide to Reducing Food Wastage and Saving Money: <https://www.nea.gov.sg/docs/default-source/envision/food-waste/love-your-food-handy-guide.pdf>
3. DIY Composting at Home: <https://www.nparks.gov.sg/gardening/gardening-resources/caring-for-plants/composting>

Suggested Hands-On Activities:

- a. Design posters/stickers/songs/dances on reducing food wastage
- b. Place nudges/reminders around school/home, especially near fridges/dining tables
- c. Come up with innovative recipes making use of common foods
- d. Consolidate excess food and donate them to food distribution organisations



APRIL TO JUNE– DENGUE PREVENTION (1)

Key Campaign Messages:

1. Dengue can result in severe health consequences for you and those around you.
2. Practise the B-L-O-C-K steps regularly to prevent mosquito breeding and do the S-A-W actions to protect against dengue.


Suggested topic to focus on for this period: Dengue Prevention and Litter-Free Environment

Teaching Objectives:

1. To understand how dengue is transmitted.
2. To learn about the characteristics of the Aedes mosquito.
3. To learn about common breeding habitats.
4. To learn that littering may cause mosquitoes to breed.

Presentation Deck:

Download files **Dengue Prevention** and **Guide for Dengue Prevention Pack**
[Resources | Clean & Green Singapore \(cgs.gov.sg\)](#)



APRIL TO JUNE– DENGUE PREVENTION (2)

Environmental Video Skit:

<https://youtube.com/playlist?list=PLYekcPPnJa8ZFZwGJaZtJrX5jOizy4qhx>


Resources for Dengue Prevention:

[Resources \(cgs.gov.sg\)](https://cgs.gov.sg)

Resources for Litter-Free/Clean Environment:

1. Where does our trash go?: <https://youtu.be/gwY0jNK2gyM>
2. Public Hygiene Council Litter Picking: <https://www.publichygienecouncil.sg/beachcleanup>

Suggested Hands-On Activities for Dengue Prevention:

1. Design posters/skits on dengue prevention
 2. Conduct checks on the school or home environment for stagnant water using the [checklist](#)
 3. Show and tell/role play – encourage students to share about Aedes Mosquito and its life cycle or what they and their family do to prevent dengue at home.
 4. Complete the [e-activity](#) on dengue prevention
 5. Create a learning corner on dengue
- 

AUGUST TO OCTOBER – RECYCLE RIGHT (1)

Key Campaign Messages:

1. Around 40% of content in the blue recycling bin cannot be recycled because of contamination.
2. Everyone has a part to play to recycle right and recycle more.
3. To work towards our vision of a Zero Waste Nation, our strategies include reducing and recycling resources, as well as producing and consuming sustainably.

Suggested topic to focus on for this period: Reduce, Reuse and Recycle (3Rs)


Teaching Objectives:

1. To learn what can be recycled.
2. To understand the recycling process.
3. To learn how to repurpose unwanted materials into useful household items.

Presentation Deck:

Download files **3Rs** and **Guide for 3Rs Pack**

[Resources](#) | [Clean & Green Singapore \(cgs.gov.sg\)](https://cgs.gov.sg)



AUGUST TO OCTOBER – RECYCLE RIGHT (2)

Environmental Video Skit:

<https://youtube.com/playlist?list=PLYekcPPnJa8ZFZwGJaZtJrX5jOizy4qhx>

Resources:

1. What can be Recycled: <https://www.nea.gov.sg/our-services/waste-management/3r-programmes-and-resources/waste-minimisation-and-recycling>
2. Learn about the Recycling Process: <https://youtu.be/gBJo6VyN0R8>
3. Folding Paper Boxes: <https://youtu.be/MHJutbW-CXw>
4. Recycle Right Activity Booklet: [https://www.cgs.gov.sg/docs/default-source/resources/nea_recycleright_activityguide\(4to8\)_final.pdf?sfvrsn=4546f121_2](https://www.cgs.gov.sg/docs/default-source/resources/nea_recycleright_activityguide(4to8)_final.pdf?sfvrsn=4546f121_2)

Suggested Hands-On Activities:

1. Making musical shakers using Yakult/Vitagen bottles
2. Making gardening pots from milk cartons and ice cream containers
3. Making watering cans from plastic milk cartons
4. Create your own robot using cereal boxes and toilet rolls
5. Folding paper boxes from scrap paper to hold food scraps
6. Design posters/stickers/songs/dances on recycling



NOV TO DEC – PUBLIC TOILET CLEANLINESS (1)

Key Campaign Messages:

1. Clean public toilets play an important in contributing to good public health and hygiene
2. The 4 key clean toilet behaviours are: flush after use, keep toilet seats clean, keep the floor dry and bin litter into litter bins.

Suggested topic to focus on for this period: Public Hygiene and Cleanliness

Teaching Objectives:

1. To learn that keeping public places clean helps to prevent spread of illness and diseases.
2. To develop good toilet hygiene habits and to keep oneself healthy.
3. To learn about the importance of practicing personal hygiene.

Presentation Deck:

Download files **Public Hygiene and Cleanliness** and **Guide for Public Hygiene and Cleanliness Pack**
[Resources | Clean & Green Singapore \(cgs.gov.sg\)](https://www.cgs.gov.sg/resources)





NOV TO DEC – PUBLIC TOILET CLEANLINESS (2)

Resources:

1. Where does our trash go?: <https://youtu.be/gwY0jNK2gyM>
2. Practise Good Hygiene Habits: <https://www.sgclean.gov.sg/join/for-individuals/>
3. 8 Steps of Handwashing: <https://www.sgclean.gov.sg/files/8steps.pdf>
4. Public Hygiene Council Litter Picking: <https://www.publichygienecouncil.sg/beachcleanup>
5. Public Toilets Shouldn't Be Scary: https://www.youtube.com/watch?v=9a11csEZ_M&t=4s
6. [Resources \(cgs.gov.sg\)](https://www.cgs.gov.sg)

Suggested Hands-On Activities:

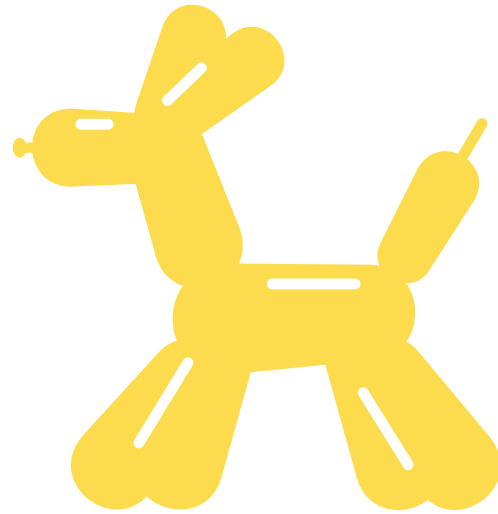
1. Design posters/stickers/songs/dances on personal hygiene/anti-littering/toilet etiquette/clearing trays and crockery after meals
 2. Place nudges/reminders around school/home, especially near toilets
 3. Design colouring sheets depicting a clean environment/toilet
 4. Appreciate and recognise hard work of cleaners (eg tokens of appreciation)
 5. Complete [e-activity](#) sheets
- 



We'd like to encourage each school to participate in at least 1 NEA campaign by carrying out activities in support of the campaign

OR

work on an environmental project of your choice with a target on solving an environmental problem.



**WE WOULD LOVE TO SEE WHAT ACTIVITIES AND
PROJECTS YOUR STUDENTS HAVE DONE!**

Fill up the attached form and send it back to us. Don't forget to include photos!



Preschool
eted Activities Sub

THANK YOU!