

National Parks Board SSDB Connect



Content

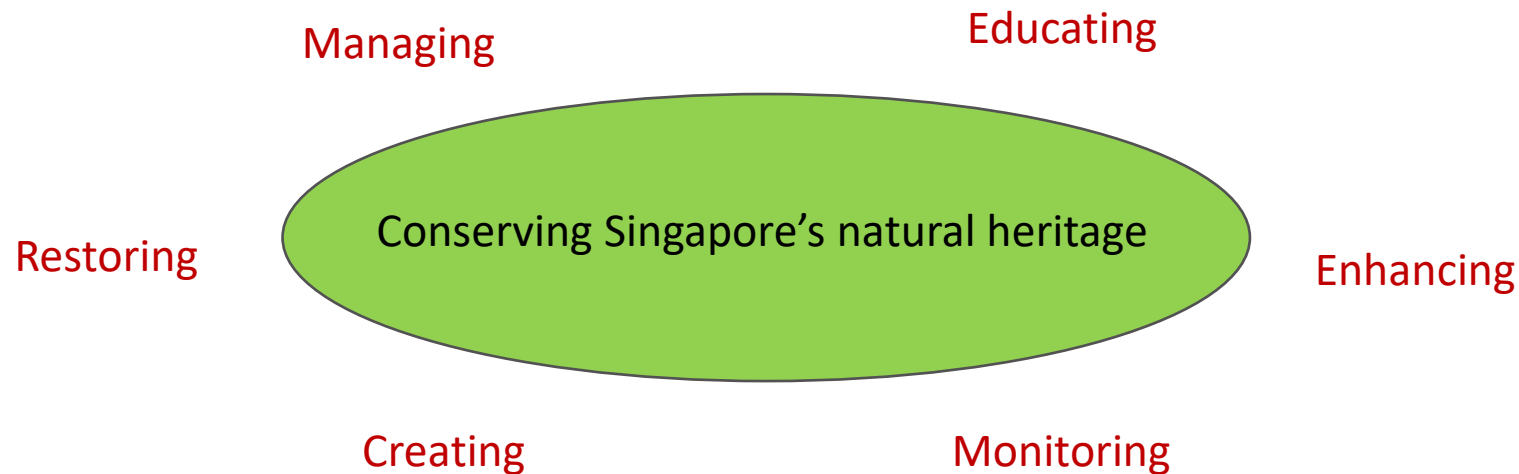
- Biodiversity Week for Schools (6 to 26 May 2024)
- Community in Bloom (all year round)
- NParks resources for Pre-school Centres

Introduction to Community in Nature (CIN)



Community in Nature (CIN) initiative

- Launched in 2011
- A national movement to connect and engage communities in conserving Singapore's natural heritage
- Aligned with Singapore's Green Plan, NParks' City in Nature vision and Singapore's National Biodiversity Strategy and Action Plan.



Community in Nature (CIN) initiative

Our community partners:

- Educational and research institutions
- Families
- Corporations and companies
- Non-governmental organisations
- Other agencies
- Passionate individuals

CIN Streams



1

Citizen Science



2

**Habitat Enhancement and
Species Recovery**



3

Nature Outreach

Community in Nature (CIN) programmes

- Various programmes targeting public and students of different age groups

	Programmes	Target level	Streams		
			Citizen Science	Species Recovery & Habitat Enhancement	Nature Outreach
1	Biodiversity Week for Schools	All levels	X	X	X
2	Greening Schools for Biodiversity	Upper Primary – Pre-university	X	X	X
3	Science Communication for CIN Ambassadors	Upper Primary – Secondary			X
4	NParks CIN Biodiversity Watch	Secondary – Pre-university, Public	X		X
5	Nationwide BioBlitz cum habitat enhancement	Secondary – Pre-university, Public	X	X	X
6	Festival of Biodiversity	All levels, Public			X

Discover the wonders of the natural world

Biodiversity Week for Schools (BWS)

17 – 24 May 2024



Playtime Series
(May 2024)





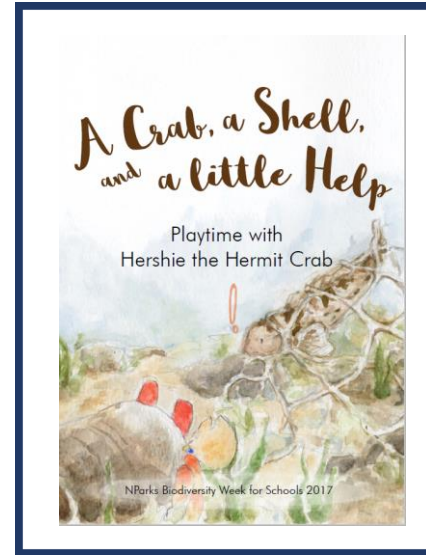



Green Wave
(22 May 2024)



Festival of Biodiversity
(25 & 26 May 2024)

Playtime series 2015 to 2022



Playtime Series – Activity Examples

 "Oh dear! Maybe I can help you!" Bobby says.

"Thank you! My name is Stella. I saw a nice place when I flew here. Can you take me there?" She asks.

Help Bobby find the place described by Stella! Follow Stella's instructions to get to their destination.


1. Go past a **pond**
2. Take the **red brick path**
3. Walk past a **yellow house**
4. Turn right before the palm trees



3


They continue walking along the path. Bobby hears a sound from the Bird's Nest Fern on the ground.

"KWACK!"
"KWACK!!"




Colour to find out who is sitting on the fern.
Empty space: green
Spaces with a *: light brown
Spaces with a o: dark brown

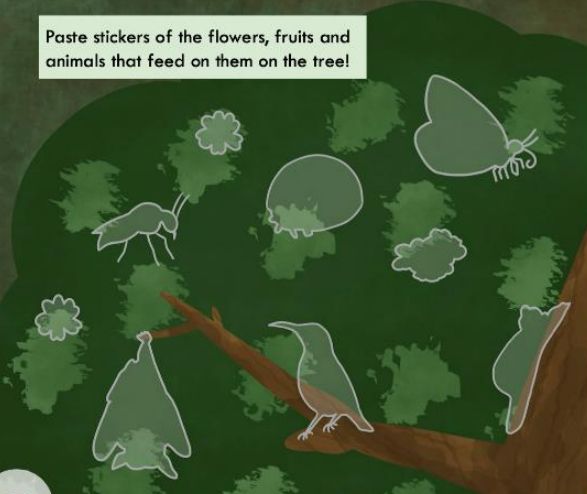
9

 "You seem to know this place and its trees well. Do you know if there's anywhere suitable for Stella to grow?" asks Bobby.

"I know a terrific place for you! It's right around the bend. Good luck!" Callie replies.



Paste stickers of the flowers, fruits and animals that feed on them on the tree!



6

Resources Provided



1. Lesson Plan

2. Sticker Activity book



3. Animation video

Playtime Series



1. Screen the animation video



2. Facilitate the sticker book activity
(Lesson plan will be provided)



3. Share their newly learned knowledge with their families, friends and communities



4. Share with us your experience with the programme

Green Wave



Aims

- Empower children & youths the importance of protecting our natural environment through planting local (native) trees in schools
- Learn importance of trees
- Contribute to OneMillionTrees Movement

Venue

Within school campus



Resources Provided

- Free delivery of your choice of either
 - 5 shrubs
 - 2 trees
- Green Wave info kit
- Videos on planting the plants

Tampines Tree



Common Sendudok



Green Wave



- Share with the kids on Green Wave messaging and the plant species before planting



2. Commencement of planting within school compound



3. Share with us your experience with the programme



Festival of Biodiversity

25 & 26 May 2024

Registration for BWS



<https://go.gov.sg/bws>

Find out more BWS

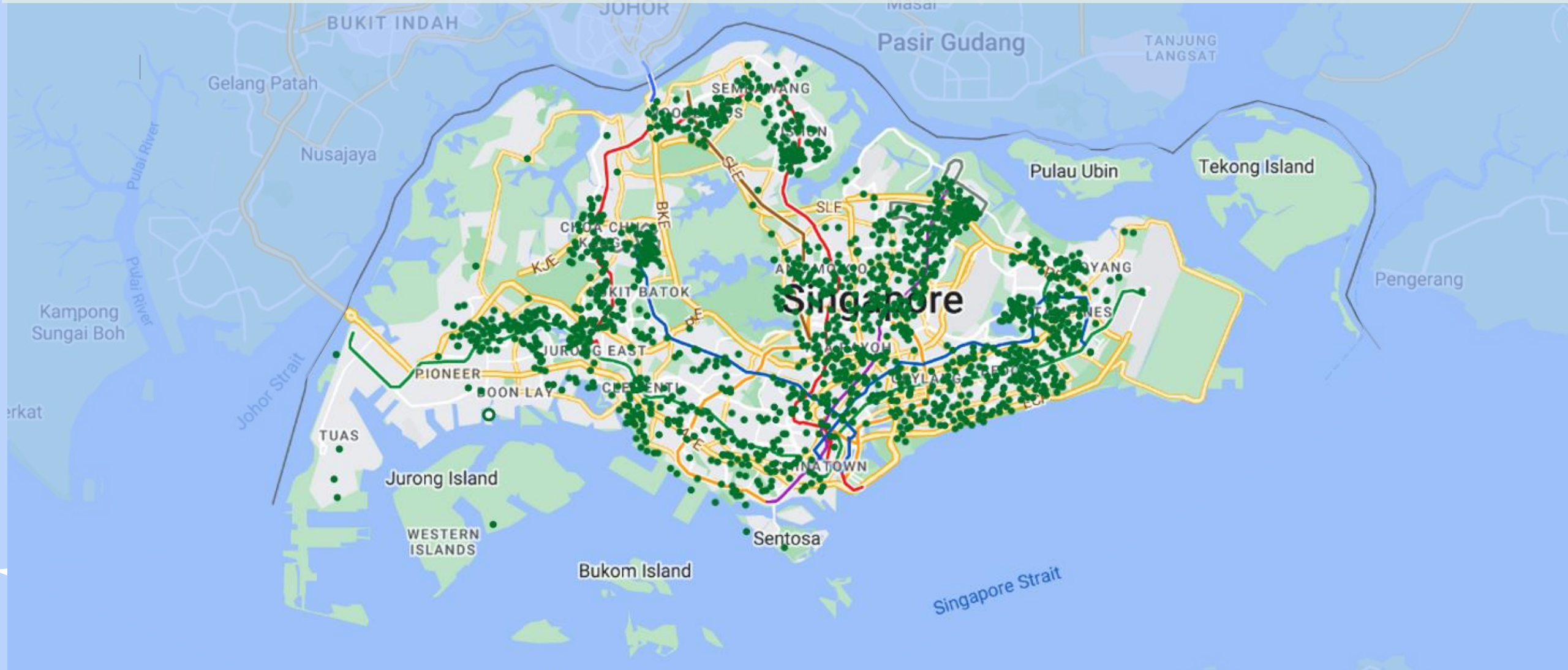


<https://go.gov.sg/bwswebsite>

Introduction to Community In Bloom (CIB)



Since its launch in May 2005, over **1,900** community gardening groups across Singapore have participated in the CLB programme



Community In Bloom Initiative



Public Housing Estates (RC, NC, RN)



Educational Institutions



Organisations

5 Simple Steps

Community gardens are established and overseen by entities such as Residents' Committees (RCs), Neighbourhood Committees (NCs), Residents' Network (RN), Educational Institutions or Organisations. These gardens are maintained by volunteers, including residents, teachers, or staff, with support from Managing Estates (e.g. Town Councils) or various landowners.



Design Consideration - Self Assessment Tool (Outdoor Gardens)



Sunlight



Water Source



Quality Soil



Planters



Footpath



Storage




Fenceless



Community Bonding
Space

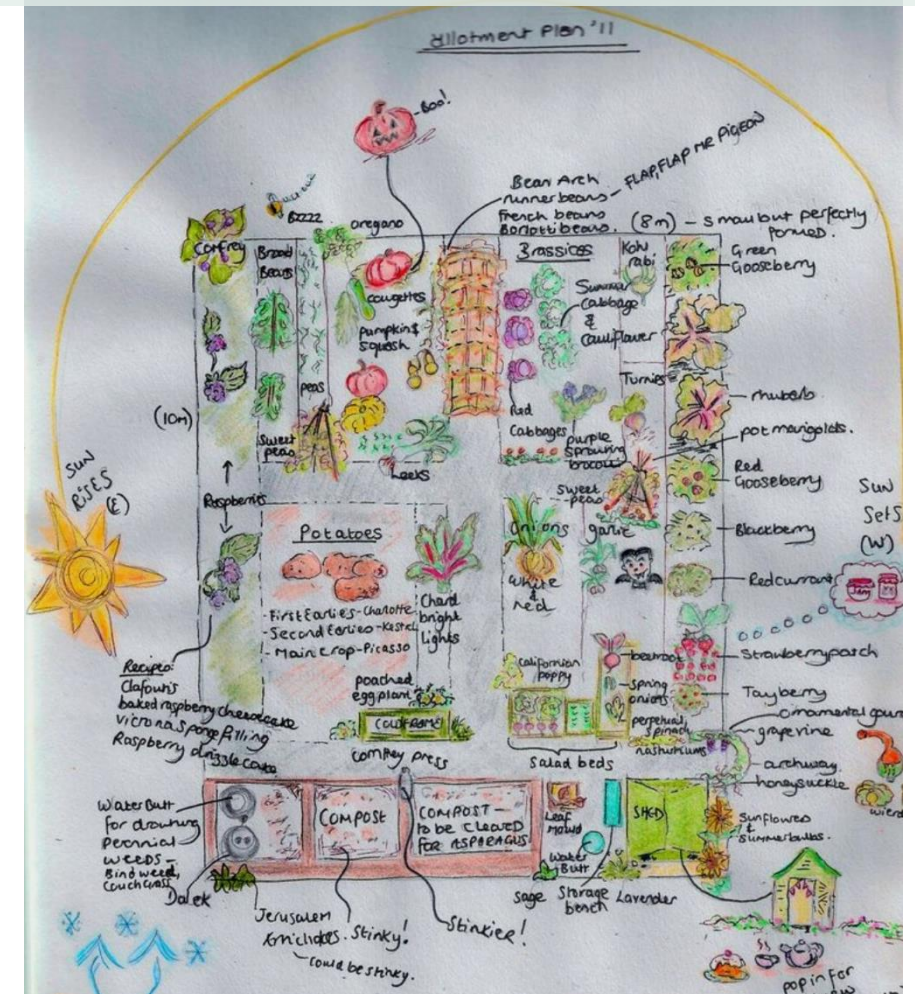
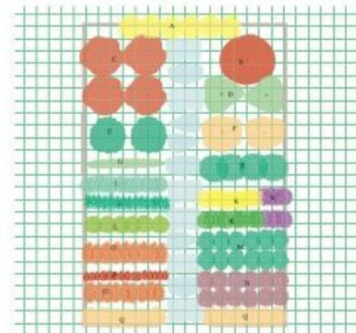
Garden Design Template



PLANT LIST

- A. 'Kong' and 'Teddy Bear' sunflowers
- B. 'Scarlet Runner' beans on tepee
- C. 'Early Girl', 'Yellow Pear', 'Big Beef', and 'Sweet 100' tomatoes
- D. 'Green Tiger' and 'Scallop' summer squashes
- E. 'Salad Bush' cucumbers
- F. 'Gypsy' peppers
- G. 'Super Snappy' snap peas
- H. 'Pacman' broccoli
- I. 'Sweet Vienna' and 'Purple Vienna' kohlrabi
- J. Green onions
- K. 'Royal Burgundy', 'Bush Blue Lake', and 'Mellow Yellow' bush beans
- L. 'Salad Bowl' leaf lettuce
- M. 'Buttercrunch' lettuce
- N. 'Red Sails' lettuce
- O. 'Kaleidoscope' carrots
- P. 'Easter Egg' radishes
- Q. 'Janie' marigolds

EACH SQUARE = 6 INCHES



Photos are for illustration only

Far Eastern Kindergarten



MFS @ 505 Yung An Road



Bridge Learning



Caring For Your Garden

	Activities	Mon	Tue	Wed	Thurs	Fri	Sat	Sun
1st Week	Watering	N1	N2				Ms Tan	Mdm Azza
	Weeding	K1						
	Fertilizing							

CIB Support

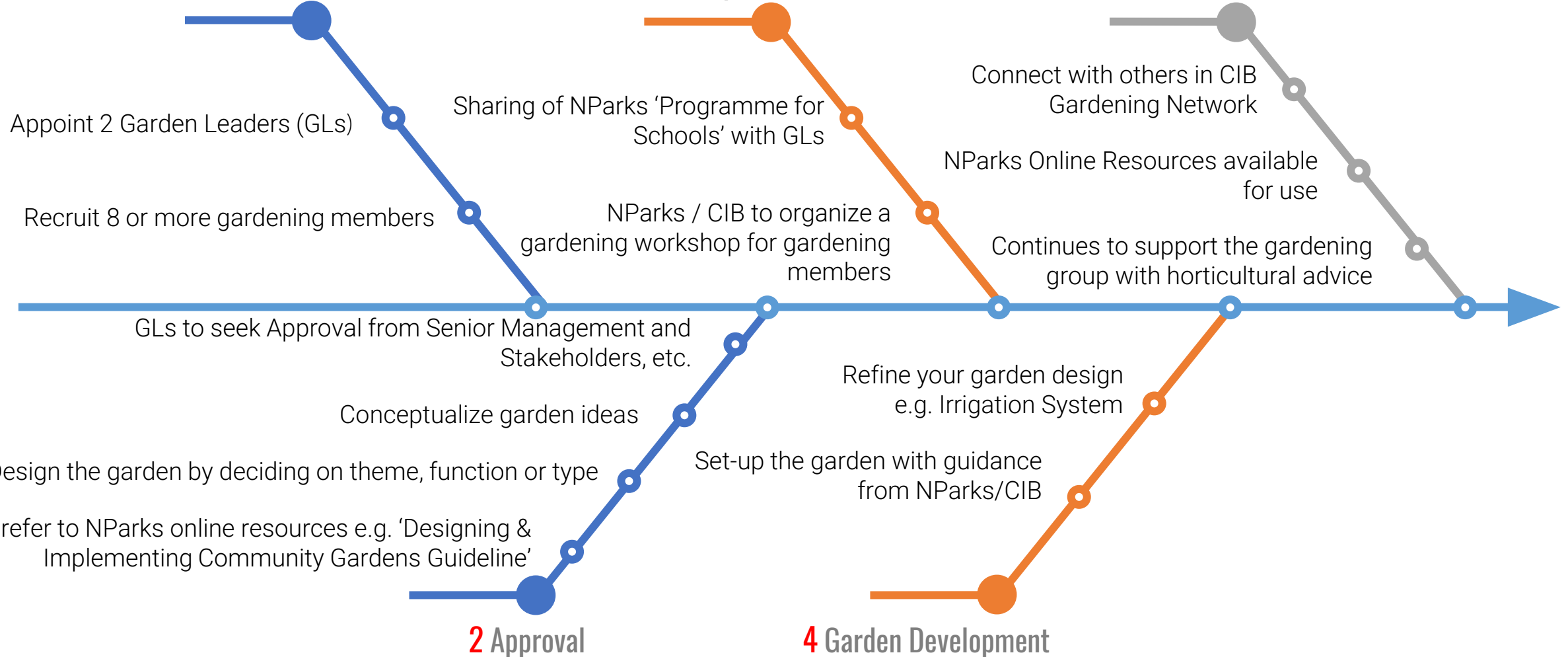
1 Setting Up A Gardening Group

3 Workshop

5 Garden Launch

2 Approval

4 Garden Development



Online Gardening Resources



GardeningSG

GET INVOLVED ▾

LEARN MORE ABOUT GARDENING ▾

GARDEN MANAGEMENT ▾

CONTACT US



GardeningSG

Let's get growing!

SPROUTING GREEN FINGERS

New to gardening?

We've handpicked a few tips and tricks to get you going

Our comprehensive horticulture resources tailored to Singapore's tropical climate are now online and available for use!

Scan the QR code or visit
go.gov.sg/gardeningsg



Various Gardening Related Guides and Brochures



Gardening Related Videos



NParksSG •

@NParksSG · 22.9K subscribers · 588 videos

Welcome to NParksSG - the YouTube channel for National Parks Board, Singapore. >

facebook.com/nparksbuzz and 6 more links



Subscribed ▾

Home


Videos

Shorts

Live

Playlists

Community



NParks Explains: City in Nature

NParksSG • 16K views • 2 years ago

As Singapore transforms into a City in Nature, how can you make the most out of living in this green city? In this brand new NParks Explains series, let us share with you the benefits of our...

Gardening & DIY Resources

[View all](#)



DIY & How-To Guides

NParksSG · Playlist

[View full playlist](#)



DIY Garden Crafts

NParksSG · Playlist

[View full playlist](#)



Gardening Masterclass

NParksSG · Playlist

[View full playlist](#)



Gardening with Edibles Facebook Live

NParksSG · Playlist

[View full playlist](#)



Aquascaping

NParksSG · Playlist

[View full playlist](#)



Therapeutic Horticulture Programme

NParksSG · Playlist

[View full playlist](#)

For CLB related enquiries, email to
Communityinbloom@nparks.gov.sg



NParks Resources for Pre-School Centres





[Online Resources for Teachers](#)



[Gardening Resources](#)



[Setting up ClB Gardens \(Outdoor and Indoor\)](#)



[Guided Tours in Parks](#)



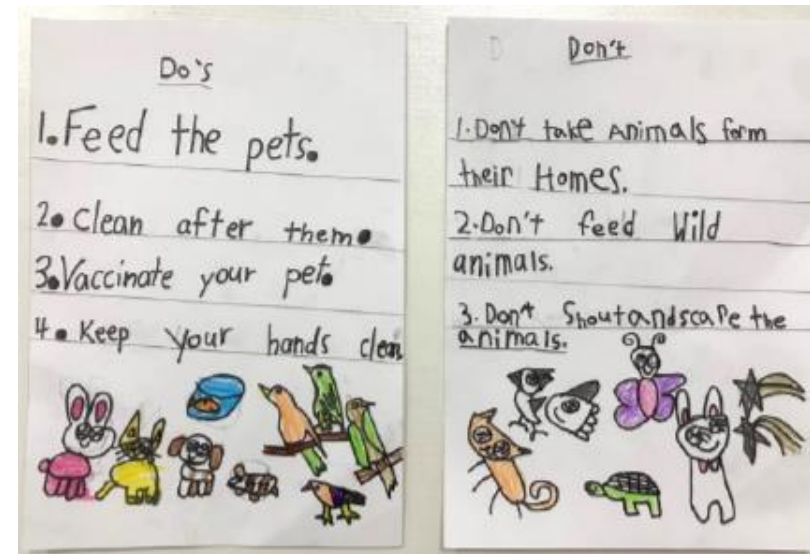
[Biodiversity Week for Schools](#)

Role of Teachers

- You may also make use of our online resources to inspire the children to share their new found knowledge with the community through posters or videos.



Children from My First Skool @ Bishan Blk 153 created posters to share about pigeon feeding messages



Children from Little Footprints Preschool @ Ubi shared about the Do's and Don't of being a responsible pet owner

Role of Teachers

- Take photos or videos of the planning, designing, planting, watering and etc.
- Share the photos and videos with us so that we can post them on our social media platforms
- Photos and videos can also be posted on your social media platforms as part of SSDB project

Connect with Raymond (Raymond_Chan@nparks.gov.sg) & Enna (Enna_Lam@nparks.gov.sg) for more information!

